



**Bridgepoint**



# Bridgepoint Group plc

## Half-Year Update 2021

September 2021

# Important information

The information, statements and opinions set out in this presentation and accompanying discussion (this “**Presentation**”) are for informational and reference purposes only and do not constitute a public offer for the purposes of any applicable law or an offer to sell or solicitation of any offer to purchase any securities or other financial instruments or any advice or recommendation in respect of such securities or other financial instruments. This Presentation, which does not purport to be comprehensive nor render any form of legal, tax, investment, accounting, financial or other advice, has been provided by Bridgepoint Group plc (the “**Company**”, and together with its subsidiary undertakings, the “**Group**”) and has not been independently verified by any person. You should consult your own advisers as to legal, tax investment, accounting, financial or other related matters concerning any investment in any securities. To the greatest extent permitted by applicable law, no responsibility, liability or obligation (whether in tort, contract or otherwise) is accepted by the Company, any member of the Group or any of their affiliates, or any of its or their officers, employees, agents or advisers (each a “**Relevant Person**”) as to or in relation to this Presentation (including the accuracy, completeness or sufficiency thereof) or any other written or oral information made available or any errors contained therein or omissions therefrom, and any such liability is expressly disclaimed.

No Relevant Person undertakes, or is under any obligation, to provide access to any additional information, to update, revise or supplement this Presentation or any additional information or to remedy any inaccuracies in or omissions from this Presentation, except to the extent required by applicable law. Past performance is not necessarily indicative of future results. Differences between past performance and actual results may be material and adverse.

This Presentation may include forward-looking statements. Forward-looking statements are statements that are not historical facts and may be identified by words such as “plans”, “targets”, “aims”, “believes”, “expects”, “anticipates”, “intends”, “estimates”, “will”, “may”, “continues”, “should” and similar expressions. These forward-looking statements reflect, at the time made, the beliefs, intentions and current targets/aims of the Company. Forward-looking statements involve risks and uncertainties because they relate to events and depend on circumstances that may or may not occur in the future. The forward-looking statements in the Presentation are based upon various assumptions. Although the Company believes that these assumptions were reasonable when made, these assumptions are inherently subject to significant known and unknown risks, uncertainties, contingencies and other important factors which are difficult or impossible to predict and are beyond its control. Forward-looking statements are not guarantees of future performance and such risks, uncertainties, contingencies and other important factors could cause the actual outcomes and the results of operations, financial condition and liquidity of the Company and other members of the Group or the industry to differ materially from those results expressed or implied in the Presentation by such forward-looking statements. No representation or warranty, express or implied, is made that any of these forward-looking statements or forecasts will come to pass or that any forecast result will be achieved. Undue influence should not be given to, and no reliance should be placed on, any forward-looking statement. No statement in the Presentation is intended to be nor may be construed as a profit forecast. No Relevant Person undertakes to publicly update or revise any such forward-looking statement, except to the extent required by applicable law.

Financial information of the Company or the Group included in the Presentation is unaudited. The Presentation contains certain supplemental measures of operating and financial performance that are not calculated in accordance with international accounting standards in conformity with the requirements of the Companies Act 2006 (“**IFRS**”), and are therefore considered non-IFRS measures. The Group believes that such non-IFRS measures, when considered in conjunction with (but not in lieu of) other measures that are computed in accordance with IFRS, may enhance the understanding of its financial performance by excluding items that are not classified as part of its ongoing operations. However, non-IFRS measures have important limitations as analytical tools and should not be considered in isolation, or as substitutes for, the analysis of the Group’s results of operations, financial position, and cash flows as reported under IFRS. The non-IFRS measures used by the Group may also differ from, and not be comparable to, similarly titled measures used by other companies.

# Introduction

William Jackson

Executive Chairman

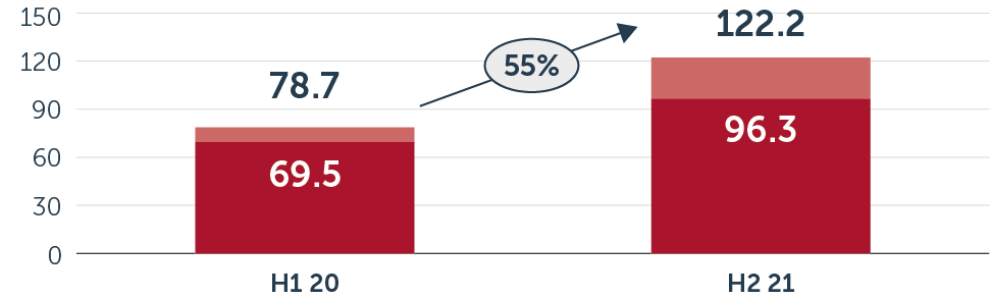
# Half-year update

Adam Jones

Chief Financial Officer

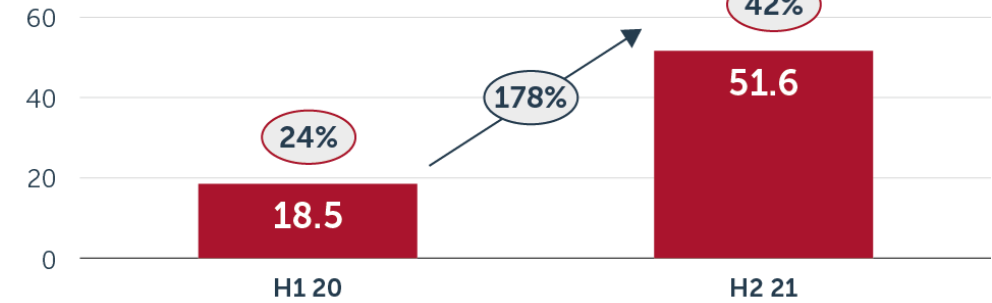
# Significantly enhanced financial performance

Total income (£'m)



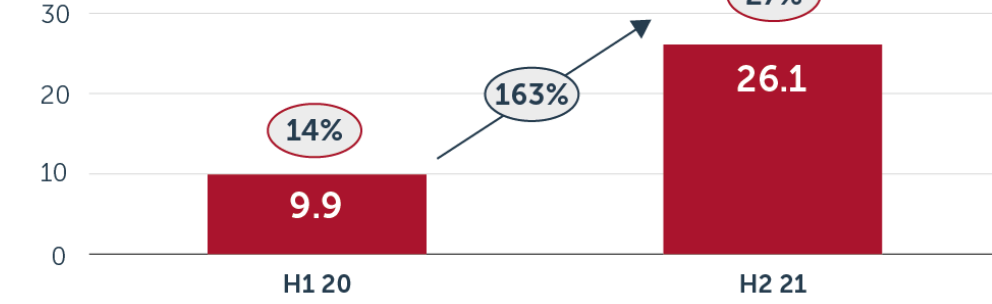
■ Management Fees ■ Investment P&L  
○ Increase from H1 20

Underlying EBITDA (£'m)



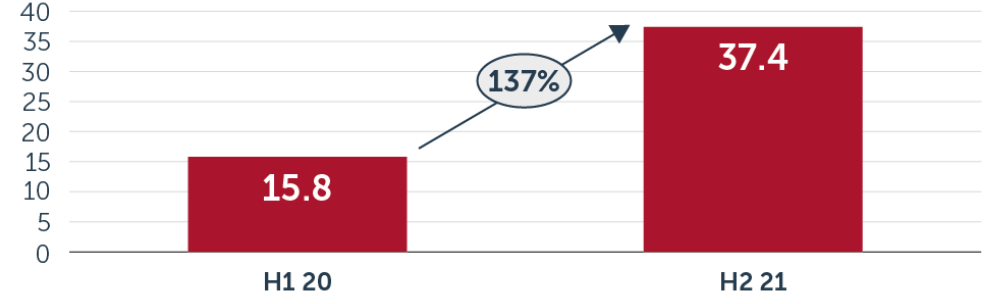
○ Underlying EBITDA margin ○ Increase from H1 20

Underlying FRE (£'m)



○ Underlying FRE margin ○ Increase from H1 20

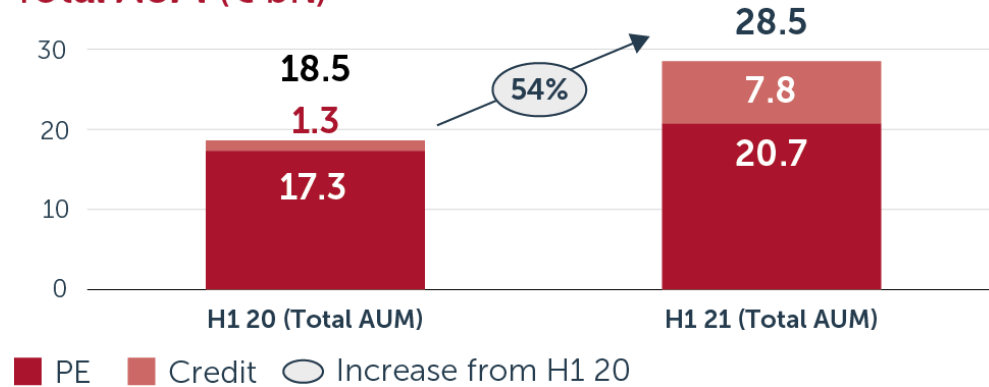
Profit after tax (£'m)



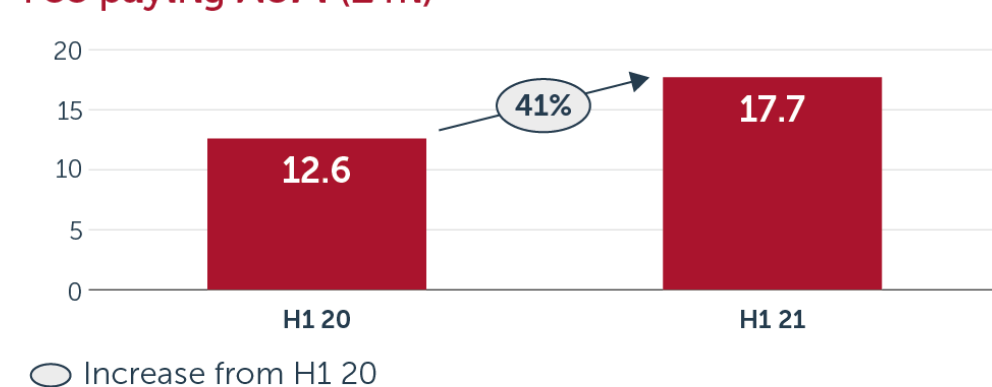
○ Increase from H1 20

# Increased AUM and capital deployed with strong realisations

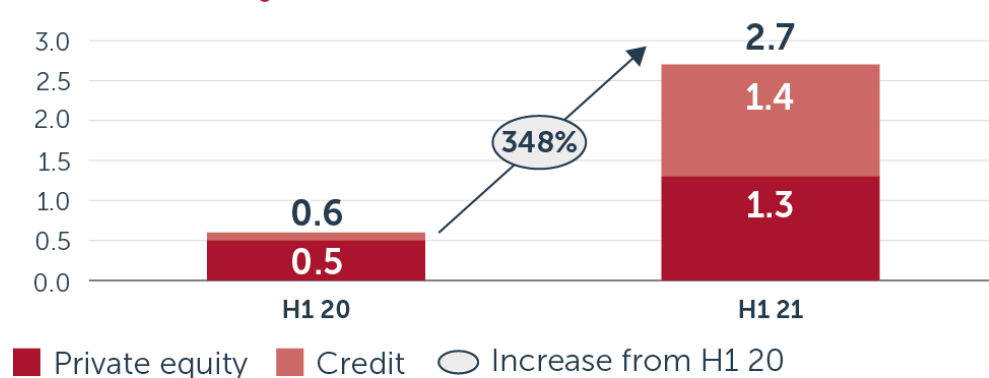
## Total AUM (€'bn)



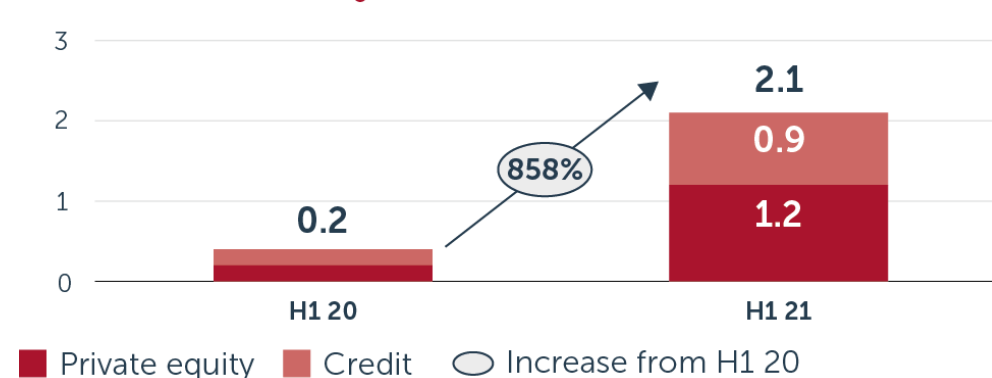
## Fee paying AUM (£'m)



## Investment by funds (€'bn)



## Gross fund exits by funds (€'bn)



# Financial targets and guidance

Financial targets and guidance unchanged since IPO as follows:

- Carried interest and co-investment income expected to represent c.20-25% of revenues for the medium term
- 2-3% co-investments expected in future funds
- More modest growth in headcount and personnel costs (relative to fee growth) over medium term
- Step-up in opex in 2021 primarily as a result of EQT Credit (approximately £20m personnel and approximately £5m other costs vs. 2020)
- FRE margin expected to reach 45-50% in the longer term
- Effective Tax Rate expected to be in the region of 7.5% in the short to mid-term (subject to any potential changes in the UK Tax Code)
- Expect to grow our dividend progressively in absolute terms as our business scales. First dividend is expected to be £30m in respect of H2 2021 — reflecting the period we will have been listed

Updated guidance:

- EBITDA for 2021 is expected to be around £100m, excluding up to £40m of exceptional costs relating to the IPO
- The Bridgepoint Europe fund VII is now in the market with a target fund size of €7.0 billion

# Closing remarks

William Jackson

Executive Chairman



# Q&A